

Ref. : VG 3400-00.pas

Rev. : B

Date : 29/09/08

Page : 1/2

KNIFE GATE VALVE WITH HANDWHEEL CAST IRON BODY

VG 3400-00



ROBINETTERIE INDUSTRIELLE ET ACCESSOIRES
INDUSTRIAL VALVES AND ACCESSORIES

APPLICATION

General use : Pulp production, water, water treatment, waste water, chemical industry (powdery or crystallizing products), wine-producing, pulverized products (cement work, pneumatic transport, stocking).

GENERAL CHARACTERISTICS

Range : from DN 50 to DN 600.
Function ON/OFF or regulation.
Wafer threaded mounting ISO PN10.
Unidirectional tightness, direction indication thanks to the arrow on the body.
Small retention zone: the gate is guided in the body and has little clearance.
Gland assembly: packing and O-ring (same materials as seat joint) to assure the elasticity and decrease the operating torque.
Small head loss. Possibility to regulate thick fluids with the adaptation of a diaphragm ring.

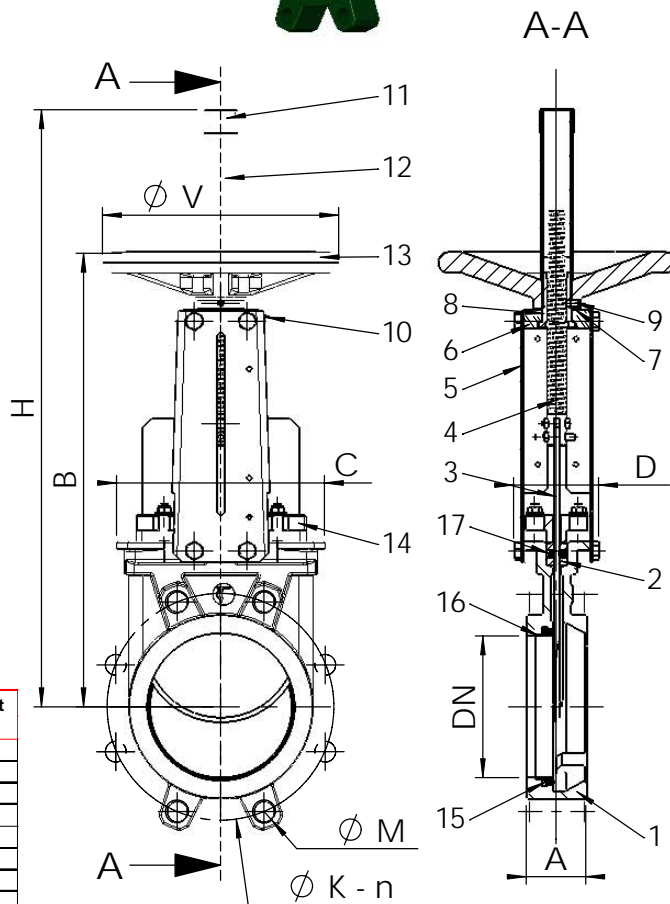

CONSTRUCTION

17	1	O-Ring	Nitril	
16**	1	Support ring	Stainless steel 316	DIN: X5CrNiMo18 10 ASTM: A 182 AISI 316 BS: 970 316 S16
15**	1	Gasket	Nitril	
14	1	Packing gland	Aluminium (DN 50-450) Steel (DN 500-600)	
13	1	Handwheel	Cast iron EN-GJL-250	DIN: GG25 ASTM: A48 class 40B BS: 1452 Grade 250
12	1	Protection tube	Steel	
11	1	Cap	Plastic	
10	1	Greaser	Stainless steel	
9	1	Stop screw	Stainless steel	
8	1	Nut	Bronze	
7	1	Friction washer	Bronze	
6	1	Nut support	Zinc steel	
5*	2	Support plate	Steel + epoxy	
4	1	Stem	Stainless steel 13%Cr	
3	1	Gate	Stainless steel X5CrNi 18-10	DIN: X5CrNi18 10 ASTM: A 182 AISI 304 BS: 1449-2 304 S15
2	2	Packing	PTFE	
1	1	Body	Cast iron EN-GJL-250	DIN: GG25 ASTM: A48 class 40B BS: 1452 Grade 250
Pos.	Qty.	Description	Material	

* Pre-shaped parts up to DN 300.
**Missing parts on metal / metal tightness.

DIMENSIONS

DN		A	B	C	D	Ø V	H	Ø K	n	Ø M	Weight (kg)
mm	inch										
50	2"	40	283	124	83	200	348	125	4	4 x M16	7,5
65	2 1/2"	40	308	139	83	200	388	145	4	4 x M16	9,0
80	3"	50	333	154	83	200	413	160	8	4 x M16	10,0
100	4"	50	378	174	83	200	488	180	8	4 x M16	11,5
125	5"	50	423	189	93	250	564	210	8	4 x M16	15,5
150	6"	60	474	220	93	250	635	240	8	4 x M20	18,5
200	8"	60	593	275	108	310	809	295	8	4 x M20	35,0
250	10"	70	685	326	108	310	946	350	12	8 x M20	47,0
300	12"	70	792	380	108	310	1118	400	12	8 x M20	61,0
350	14"	96	900	438	290	500	1282	460	16	10 x M20	117
400	16"	100	978	494	290	500	1441	515	16	10 x M24	151
450	18"	106	1105	547	290	500	1587	565	20	14 x M24	187
500	20"	110	1215	613	290	500	1809	620	20	14 x M24	205
600	24"	110	1418	716	290	500	2060	725	20	14 x M27	292



Ref. : VG 3400-00.pas

Rev. : B

Date :29/09/08

Page : 2/2

KNIFE GATE VALVE WITH HANDWHEEL CAST IRON BODY

VG 3400-00



ISO 9001 : 2000

Certifié par



ROBINETTERIE INDUSTRIELLE ET ACCESSOIRES
INDUSTRIAL VALVES AND ACCESSORIES

WORKING CONDITIONS

Maximum working pressure :

DN 50-250 : 10 bar.

DN 300-450 : 7 bar.


DN 500-600 : 4 bar.

Maximum temperature : -10°C / + 80°C (Standard tightness)

Others materials on request (if marked)	Maximum temperature	
Metal / metal	T max : -10°C / +200°C.	<input type="checkbox"/>
White NBR	T max : -10°C / +80°C.	<input type="checkbox"/>
EPDM	T max : -20°C / +130°C.	<input type="checkbox"/>
Silicone	T max : -20°C / +170°C.	<input type="checkbox"/>
FPM (Type Viton®)	T max : -10°C / +170°C.	<input type="checkbox"/>
PTFE	T max : +4°C / +170°C.	<input type="checkbox"/>
CSM (Type Hypalon®)	T max : +4°C / +80°C.	<input type="checkbox"/>



Standard
tightness



Tightness
metal/metal

STANDARDS

Manufacture according to the requirements of the European directive 97/23/CE «Equipments under pressure» : category III modulate H.

On request : Product in accordance to european directive "Potentially explosive atmospheres" N° 94/9/EC : ATEX II 2 GD c and ATEX II 3 GD c.

Test procedures are established according to standards EN 12266-1, DIN 3230, BS 5154 and ISO 5208.

Connections between flanges according to standard EN 1092-2 and DIN 2501 ISO PN10.